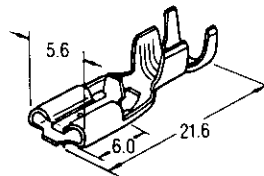


Terminals and Splices

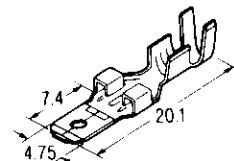
POSITIVE LOCK Connectors (Mark II) / Commercial Type

187 Series (Straight-type)

Terminals



Receptacle



Tab

Wire Range AWG#	mm ²	Insulation Diameter	Material&Finish	Part No. of Terminals			Part No. of Hand Tool
				Receptacle		Tab	
				S.T.*	L.P.	S.T.	
24-20	0.22~0.53	1.5~2.7	Pre-Tin Brass	170324-1	170330-1	—	753898-1
			Phos.Bronze/Nickel Plated	170324-2	170330-2	—	
			Pre-Tin Phos. Bronze	170324-5	—	—	
20-16	0.51~1.38	1.9~3.4	Pre-Tin Brass	170325-1	170331-1	175179-1	91593-1
			Phos.Bronze/Nickel Plated	—	170331-2	—	
			Pre-Tin Phos.Bronze	170325-5	—	—	
18-14	0.70~2.08	One wire 2.1~3.6 Two wire 5.5(max.)**	Pre-Tin Brass	170326-1***	170332-1***	—	753786-1

*Air feed Applicator should be Used.

Extraction Tool Part No. : 724659-1(411-5106)

**External Diameter of a wire 1.6~3.1mm.

***: 753816-1(411-5237)

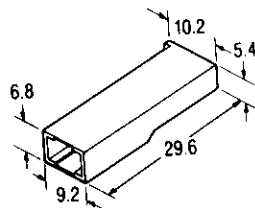
Tab Housings

Applicable Terminal

Part No. : 175179

Material :

UL94V-0 rated, 66 Nylon



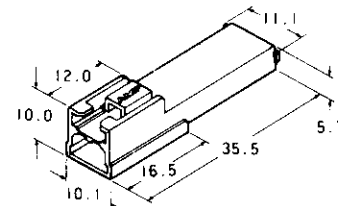
For 1 Circuit (Free Hanging)

Part No. : 176448-1 (Natural)

176448-6 (Blue)

Mating Receptacle Housing

Part No. : 173974-□



For 1 Circuit (Junction Type, with locking)

Part No. : 179182-1 (Natural)

179182-6 (Blue)

179182-9 (Black)

Mating Receptacle Housing

Part No. : 179183-□

Receptacle Housing

Applicable Terminal

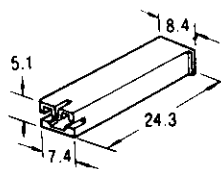
Part No. : 170324

170325

170326

Material :

See columns right.



For 1 Circuit

Material : UL94V-2 rated,

66 Nylon

Part No. : 172074-1 (Natural)

172074-2 (Black)

172074-4 (Yellow)

172074-5 (Green)

172074-6 (Blue)

172074-7 (Red)

Material : UL94V-0 rated,
66 Nylon

Part No. : 173974-1 (Natural)

173974-2 (Black)

173974-4 (Yellow)

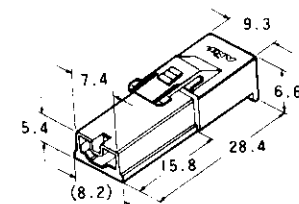
173974-5 (Green)

173974-6 (Blue)

173974-7 (Red)

Mating Tab Housing

Part No. : 176448-□



For 1 Circuit(Junction type, with locking)

Material : UL94V-2 rated,

66 Nylon

Part No. : 179183-1 (Natural)

179183-6 (Blue)

179183-9 (Black)

Mating Tab Housing

Part No. : 179182-□